

# How To Pay Admission Token Fees

After Merit Declaration



Gujarat  
Biotechnology  
University

## Step :Pay GBU Admission Token fees as per Brochure

- Students who have been selected as per the Provisional Admission Notification for M.Sc. will receive an email.
- Students can pay the token fee from the Admission Dashboard after logging in [admission.gbu.edu.in](https://admission.gbu.edu.in)
- Students must agree to the terms and conditions and preview the Provisional Admission Allotment Letter and Download Letter Screenshot is attached in steps.
- Click on “**MAKE PAYMENT**” and select a payment method such as QR, UPI, Net Banking, or Card etc...
- After successful payment, transaction details will be displayed and a confirmation email will be sent.
- You can download your payment receipt from the dashboard by clicking on “TUITION FEES PAID.”
- For admission queries, contact [admission@gbu.edu.in](mailto:admission@gbu.edu.in)

# Login with your Email ID and Password which you have enter during Registration: [Click Here](#)

## ADMISSIONS PORTAL

Admission Portal will open shortly. For more information, please refer to the official website.

[DOWNLOADS](#) [M.SC. ADMISSION DETAIL](#) [PH.D. ADMISSION DETAIL](#) [UNIVERSITY OFFICIAL WEBSITE](#)

[UNIVERSITY HELPLINE](#) [GBU FACILITIES](#) [INSTRUMENTS](#) [GBU EMPANELLED HOSTELS](#)

**: Contact Details :**

For M.Sc. Biotechnology Admission Query **Email : [admission@gbu.edu.in](mailto:admission@gbu.edu.in)**

For PhD Admission Query **Email : [phd@gbu.edu.in](mailto:phd@gbu.edu.in)**

**: Address :**

Nr. Gujarat International Finance Tec (GIFT)-City,  
Gandhinagar - 382355, Gujarat, India.

**GBU is established through the Gujarat Act 16 of 2018, Department of Science & Technology, Government of Gujarat.**



**GUJARAT  
BIOTECHNOLOGY  
UNIVERSITY**

**REGISTER**

LOGIN

Name as per SSC/HSC

Write Name as per Record

Country

(+91) INDIA

Email

Enter permanent Email ID

Enter Email OTP

Enter Email OTP & Click VERIFY

SEND OTP

VERIFY EMAIL

RE-SEND OTP

Mobile No

Enter without country code

Password

State

Select State



I'm not a robot



reCAPTCHA

**SUBMIT**

# You also pay from your Admission Dashboard: [Click Here](#)

The screenshot displays the admission dashboard for Gujarat Biotechnology University. At the top, there is a navigation bar with the university logo, 'Dashboard', and 'My Query' links. A button labeled 'ASK ANY QUERIES' is also present. Below the navigation bar, the dashboard shows a summary of applications: 1 Applications in-progress, 0 Applications Completed, and 0 Query Raised. The main content is a table with columns for Application Form, Offered Campus, Application No., Application Submitted on, Application Fees, and View/Edit. The table lists two applications: one for M.Sc. BIOTECHNOLOGY (Application No. 103, Submitted on 28/06/2023 11:59:05) and one for PHD. The M.Sc. BIOTECHNOLOGY application row has buttons for 'VIEW', 'DOWNLOAD APPLICATION', 'Registration Done', and 'TUITION FEE PAYMENT'. A large white arrow points to the 'TUITION FEE PAYMENT' button.

Application Form	Offered Campus	Application No.	Application Submitted on	Application Fees	View/Edit
<b>PG</b> M.Sc. BIOTECHNOLOGY	Gujarat BioTechnology University	103	28/06/2023 11:59:05		<a href="#">VIEW</a> <a href="#">DOWNLOAD APPLICATION</a> Registration Done <a href="#">TUITION FEE PAYMENT</a>
<b>PHD</b> PHD	Gujarat BioTechnology University	-			

Agree by tick mark and check preview and download Letter.  
Click on “MAKE PAYMENT”

### Tuition Fee Payment Detail

#### Personal Details

Name  
[

Email Id  
dh.

Phone Number  
7351

School  
GBU

Stream  
M.Sc. BIOTECHNOLOGY

#### Tuition Fee Break Up Detail

Fees Type	Fees Amount
TUTION FEES	₹ 15000

Total Amount  
₹ 15000

Payment  
Fees Pending

#### Offer Letter Acceptance

Here I accept Provisional Offer letter that I have received in mail.

[PREVIEW OFFER LETTER](#)

#### Last Payment Status


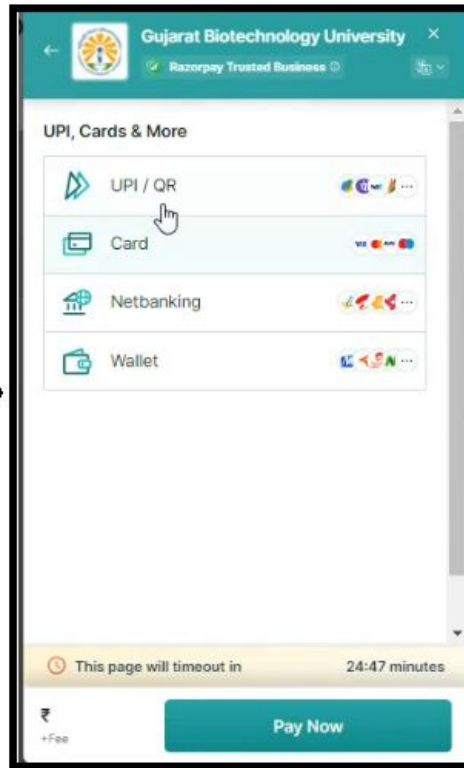
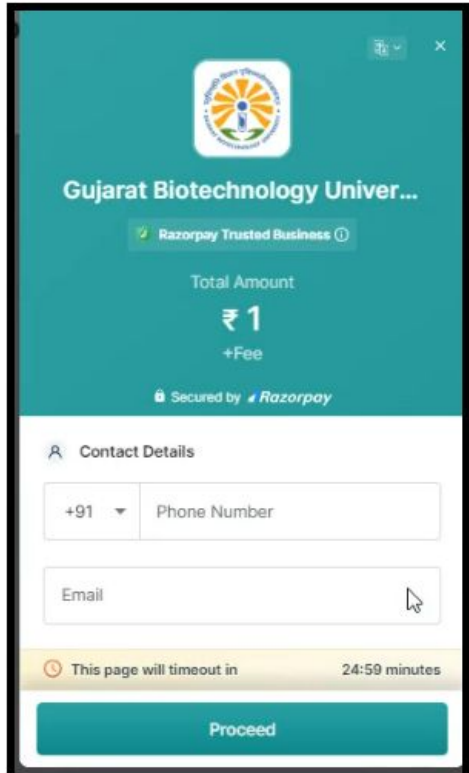
Transaction ID	Order ID
Amount	Status
₹	

\* If amount is debited from your bank account and transaction is failed or pending please wait we will update it within One Hour Thirty Minutes(1hr:30 min).  
\* After One Hour Thirty Minutes(1hr:30min) if transaction is still failed.bank will auto-refund your amount within Seven(7) working days  
\* Please check the daily withdraw limit for the account/debit card/credit card/UPI/wallet  
\* Please check if E-commerce transactions are activated or enabled  
\* Ensure you have good internet connection  
\* For any query, write to: admission@gbu.edu.in, Mobile: +91 9909957407


[MAKE PAYMENT](#)

Download Your  
Provisional Admission Letter

# Enter Detail, Select Payment Method and do Payment.



# Payment Successfully confirmation Display.



GUJARAT BIOTECHNOLOGY UNIVERSITY

Dashboard My Query

ASK ANY QUERIES

### Payment Status

#### Payment Details

Registration successfully done. Please note your registration number :6

Please Note your TransactionId	Please Note your Order Id	Status	Transaction Amount
6	order_O1442567-118-11	Success	₹

GO HOME

# You download your payment receipt from Dashboard: Click on “TUITION FEES PAID”

The screenshot displays the Gujarat Biotechnology University dashboard. At the top left is the university logo and name. The navigation bar includes 'Dashboard' and 'My Query'. The dashboard header shows '1 Applications in-progress', '0 Applications Completed', and '0 Query Raised'. Below this is a table of applications with columns for Application Form, Offered Campus, Application No., Application Submitted on, Application Fees, and View/Edit. The first row is for an M.Sc. BIOTECHNOLOGY application at Gujarat BioTechnology University, submitted on 28/06/2023 11:59:05. The 'View/Edit' column for this application contains three buttons: 'VIEW', 'DOWNLOAD APPLICATION', and 'TUITION FEES PAID'. The 'TUITION FEES PAID' button is highlighted with a red rectangular box, and a white arrow points upwards towards it.

Application Form	Offered Campus	Application No.	Application Submitted on	Application Fees	View/Edit
<b>PG</b> M.Sc. BIOTECHNOLOGY	Gujarat BioTechnology University	103	28/06/2023 11:59:05		<a href="#">VIEW</a> <a href="#">DOWNLOAD APPLICATION</a> <a href="#">TUITION FEES PAID</a>
<b>PHD</b> PHD	Gujarat BioTechnology University	-			

# You download your payment receipt from Dashboard: Click on “TUITION FEES PAID”

The screenshot shows a dashboard with a left sidebar containing user details (Email: @gmail.com, School: GBU, Stream: M.Sc. BIOTECHNOLOGY) and payment status (Transaction ID: 1, Amount: ₹15000, Status: SUCCESS). The main area displays a 'Fees Paid' table with columns for Fee Type and Fees Amount, showing 'TUITION FEES' for ₹15000. A 'Fees Paid' button is visible. A 'PAYMENT RECEIPT' button is highlighted with a downward arrow.

## FEE RECEIPT 2025-26



GUJARAT  
BIOTECHNOLOGY  
UNIVERSITY

Institute	FACULTY OF BIOTECHNOLOGY	Receipt No.	G.R. No.	10C	
Semester	1	Course	Date	12-07-2025	
		M.Sc. (Biotechnology)	GBU/2025-26/6/1	Adm. Year	2526
NAME	H/				
Sr. No.	Particulars	Amount (₹)			
1	TUITION FEES	15000			
2					
3					
4					
Rupees (in words)		Rs. Fifteen Thousand ONLY		Total	
Mode of Payment :		ONLINE	Date :	12-07-2025	Received By
Bank Name :		RAZORPAY (pay_C)			Authorised Signatory

**Thank You**